

TEL. 9575997, 9567298, 9554725

JANATA BANK LIMITED

For Previous Rate Sheet Click

PABX-575,

TREASURY DEPARTMENT

<https://goo.gl/URA0t4>

Mail: fxdeal@janatabank-bd.com

HEAD OFFICE, DHAKA

Exchange Rate Circular - 104

INDICATIVE ONLY: Rates may vary in the

DATE : 10 Jun 2019

EFFECTIVE DATE: 10 June'19

same day

Monday

A) CROSS RATE OF SYD, TOK, HKG & S.E. ASIAN MARKETS AS ON 10/06/2019

	GBP/USD	EUR/USD	USD/JPY	USD/C.DLR	USD/S.FRA	AUD/USD
SELLING	1.2721	1.1313	108.4700	1.3273	0.9901	0.7019
BUYING	1.2720	1.1312	108.4800	1.3274	0.9905	0.7019

B) JANATA BANK LTD'S CASH

CURRENCY & T.C TO PUBLIC TK PER UNIT OF FOREIGN CURREN

SELLING	CURRENCY	BUYING	SELLING	CURRENCY	BUYING
85.5000	US Dollar	84.5000	23.0000	Saudi Riyal	22.0000
108.9500	G. B. Pound	104.9000	23.2000	UAE. Dirham	22.2000
97.9000	Euro	94.5000	21.1000	MAL.Ringit	20.1000
59.2800	Aus. Dollar	57.2800	1.2800	Indian Rupee	1.2000

BE SAME AS SELLING T.T.& O.D AND BUYING O.D. TRANSFER

C)	SELLING		NAME OF CURRENCY	BUYING			
	T.T.& O.D.	B.C.		T.T.CLEAN	T.T.DOC	O.D.SIGHT EXP.BILLS	O.D. TRANSFER
	84.4500	84.5000	US Dollar	83.7500	83.7000	83.6500	83.5300
	108.0903	108.2785	G. B. POUND	106.2901	105.9756	105.7654	105.3350
	97.2849	97.5042	EURO	95.0936	94.2318	94.1359	93.8598
	0.8040	0.8084	JP.YEN	0.7740	0.7672	0.7659	0.7632
	64.1517	64.2955	CAN.DLR	63.5459	63.3726	63.1789	63.0350
	85.6710	85.8513	SWISS.FRANC	84.5422	84.3513	84.1051	83.8588
	217.8400	218.0043	OMANIAN RIYAL	215.2355	215.0017	214.3682	213.0545
	11.0000	11.2554	H.K.DLR	10.6631	10.6516	10.6205	10.5894
	63.5425	65.0145	SING.DLR	63.2299		62.9854	61.0468
	2.7148	2.7258	THI.BAHT	2.6662		2.6556	2.6478
	20.4493	20.5065	MAL.RINGIT	20.0816		20.0015	19.9429
	23.1731	23.1812	UAE.DIRHAM			22.6776	22.6112
	22.6954	22.7534	SAUDI RIYAL			22.2132	22.1500
	23.2819	23.3901	QATAR RIYAL				22.1767
	279.2898	279.5886	KUWAIT DINAR				269.0000
	222.7679	222.8475	BAHRAIN DINAR				216.3122
	12.9159	13.2302	CHINESE YUAN				12.3288

D) USANCE RATE:	30 DAYS	60 DAYS	90 DAYS	120 DAYS	150 DAYS	180 DAYS
US Dollar	83.1515	82.6629	82.1744	81.6858	81.1973	80.7088
G. B. POUND	105.1454	104.5253	103.6396	103.2853	102.6653	102.0452
EURO	93.5812	93.0265	92.2340	91.9170	91.3623	90.8076

E) FORWARD RATE:		1 MONTH	2 MONTHS	3 MONTHS	6 MONTHS	1 YEAR
SELLING	US Dollar	84.9771	85.4241	85.9112	87.2724	0.0000
BUYING	US Dollar	84.0466	84.3432	84.6398	85.5297	0.0000


F) NFCD INTT RATE, EFFECT ON: 01.06.19 To 15.06.19	1 MONTH	3 MONTHS	6 MONTHS	12 MONTHS
US Dollar	2.18850	2.27175	2.27438	2.32075
G. B. POUND	0.47675	0.54400	0.63850	0.75450
EURO	0.00000	0.00000	0.00000	0.00000

G) LIBOR AS ON 07/06/2019, 60 DAYS 2.43013 90 DAYS 2.45063 180 DAYS 2.37175

H) INDICATIVE RATE OF 01 SDR, USD WITH NTL, CUR OF ACU MEMBERS AS IMF RATE 07/06/2019	IN.RS	N.RS	SL.RS	PK.RS	BD TK	USD
USD 1	69.2994	114.4793	182.1219	139.9770	84.1050	
SDR 1	95.8736	158.3787	251.9603	193.6540	116.3568	1.3835

IN CASE OF AUS. DOLLAR CASH RATE WILL BE USED FOR T.T ALSO


Rates mentioned in row C, D, E and F are applicable only for bank's own customers.




Md. Nur Islam
PO
Prepared By



Md. Mokhlesur Rahman
SPO
Checked By



M.M. Awrangeb
AGM
Authorized Signature



Md. Tofazzal Hossain
DGM
Authorised Signature